

SPC Series Encapsulated Double Metallized, Size 2824 – 6560, 100 – 630 VDC

Overview

Film capacitor for surface mounting. Double sided metallized film as electrode. Plain polyphenylene sulfide (PPS) as dielectric. Rugged box encapsulation in self-extinguishing material meeting the requirements of UL 94 V-0. SPC capacitors meet the standards according to IEC 60384-20.

Applications

The SPC Series is designed for high frequency coupling and decoupling as well as general high speed applications requiring high dV/dt such as pulse operation in switched-mode power supply (SMPS). Not suitable for across-the-line application (see suppressor capacitors).

Benefits

- Rated voltage: 100 – 630 VDC
- Rated voltage: 63 – 350 VAC
- Capacitance range: 0.00047 – 0.68 μ F
- EIA size: 2824 – 6560
- Capacitance tolerance: \pm 2%, \pm 2.5%, \pm 5%, \pm 10%
- Climatic category: 55/125/56
- RoHS Compliant and lead-free terminations
- Operating temperature range of -55°C to +125°C



Legacy Part Number System

| SPC | 7.3 | 471 | K | 100 | K33 | TR12 |
|-----------------------|-----------------------------|--|---|--------------------------|---------------------|----------------------------|
| Series | Chip Length (mm) | Capacitance Code (pF) | Capacitance Tolerance | Rated Voltage (VDC) | Size Code | Packaging |
| Double Metallized PPS | 7.3 10.2 12.7 16.5 | First two digits represent significant figures. The third digit specifies number of zeros. | G = \pm 2% H = \pm 2.5% J = \pm 5% K = \pm 10% | 100 250 400 630 | See Dimension Table | See Ordering Options Table |

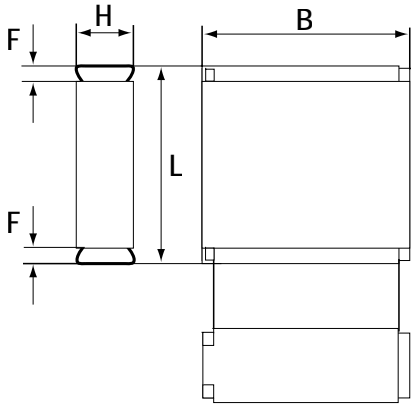
New KEMET Part Number System

| F | 127 | S | L | 471 | K | 100 | V |
|-----------------|-----------------------|--|---------------------|--|---|--------------------------|----------------------------|
| Capacitor Class | Series | Chip Size | Size Code | Capacitance Code (pF) | Capacitance Tolerance | Rated Voltage (VDC) | Packaging |
| F = Film | Double Metallized PPS | S = 2824 W = 4036 Y = 5045 Z = 6560 | See Dimension Table | First two digits represent significant figures. The third digit specifies number of zeros. | G = \pm 2% R = \pm 2.5% J = \pm 5% K = \pm 10% | 100 250 400 630 | See Ordering Options Table |

Ordering Options Table

| Chip Size (EIA) | Packaging Type | KEMET Packaging Code | Legacy Packaging Code |
|-----------------|--|----------------------|-----------------------|
| 2824 | Standard Packaging Options | | |
| | Tape & Reel (Standard Reel) | V | TR12 |
| | Bulk (Bag) | A | BULK |
| 4036 | Standard Packaging Options | | |
| | Tape & Reel (Horizontal Orientation Standard Reel) | V | TR16 |
| | Bulk (Bag) | A | BULK |
| | Other Packaging Options | | |
| | Tape & Reel (Vertical Orientation Standard Reel) | Y | TV24 |
| 5045 | Standard Packaging Options | | |
| | Tape & Reel (Standard Reel) | V | TR24 |
| | Bulk (Bag) | A | BULK |
| | Other Packaging Options | | |
| | Tape & Reel (Vertical Orientation Standard Reel) | Y | TV24 |
| 6560 | Standard Packaging Options | | |
| | Tape & Reel (Standard Reel) | V | TR24 |
| | Bulk (Bag) | A | BULK |
| | Other Packaging Options | | |
| | Tape & Reel (Vertical Orientation Standard Reel) | Y | TV44 |

Dimensions – Millimeters



| KEMET Size Code | Legacy Size Code | Chip Size (EIA) | B | | H | | L | | F | |
|--------------------|---------------------|--------------------|---------|-----------|---------|-----------|---------|-----------|---------|-----------|
| | | | Nominal | Tolerance | Nominal | Tolerance | Nominal | Tolerance | Nominal | Tolerance |
| SL | K33 | 2824 | 6.0 | +/-0.2 | 3.0 | +/-0.2 | 7.3 | +/-0.2 | 0.5 | Nominal |
| SP | K35 | 2824 | 6.0 | +/-0.2 | 3.5 | +/-0.2 | 7.3 | +/-0.2 | 0.5 | Nominal |
| ST | K37 | 2824 | 6.0 | +/-0.2 | 4.5 | +/-0.2 | 7.3 | +/-0.2 | 0.5 | Nominal |
| WP | A31 | 4036 | 9.1 | +/-0.2 | 5.5 | +/-0.2 | 10.2 | +/-0.2 | 0.5 | Nominal |
| YR | B31 | 5045 | 11.5 | +/-0.2 | 6.5 | +/-0.2 | 12.7 | +/-0.2 | 0.5 | Nominal |
| ZS | C31 | 6560 | 15 | +/-0.2 | 7.0 | +/-0.2 | 16.5 | +/-0.2 | 0.5 | Nominal |

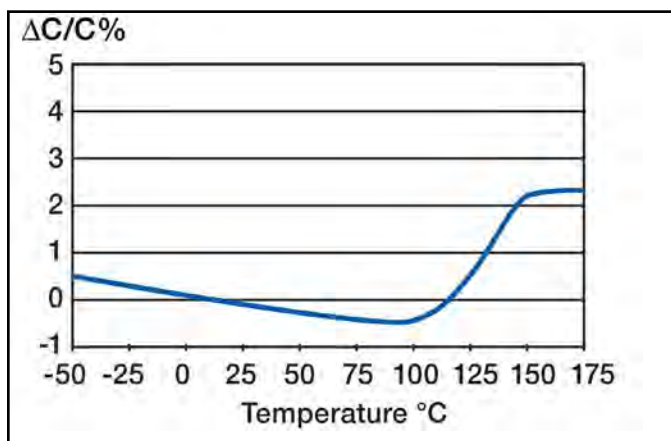
Environmental Compliance

All KEMET surface mount capacitors are RoHS Compliant.

Performance Characteristics

| | | | | |
|----------------------------|--|----------------|----------------|-------------------|
| Rated Voltage (VDC) | 100 | 250 | 400 | 630 |
| Rated Voltage (VAC) | 63 | 160 | 250 | 350 |
| Capacitance Range (µF) | 0.00047 – 0.68 | 0.00047 – 0.33 | 0.00047 – 0.15 | 0.00047 – 0.10 |
| Chip Size (EIA) | 2824 – 6560 | | | |
| Capacitance Tolerance | ±2%, ±2.5%, ±5%, ±10% | | | |
| Category Temperature Range | -55°C to +125°C | | | |
| Rated Temperature | +100°C | | | |
| Voltage Derating | The rated voltage should be decreased with 1.25%/°C from +100°C to +125°C and 1.5%/°C from +125°C to 175°C | | | |
| Climatic Category | 55/125/56 | | | |
| Test Voltage | 1.6 x V _R , 60 seconds | | | |
| Insulation Resistance | Measured at +20°C According to IEC 60384-19 | | | |
| | Minimum Value Between Terminals | | | |
| | | C ≤ 0.33 µF | | C > 0.33 µF |
| | V _R ≤ 100 | 50,000 MΩ | | 16,500 MΩ · µF |
| V _R > 100 | 100,000 MΩ | | | |
| Dissipation Factor | Maximum Values at +23°C | | | |
| | | C ≤ 0.1 µF | | 0.1 < C < 0.68 µF |
| | 1 kHz | 0.10% | | 0.10% |
| | 10 kHz | 0.15% | | 0.15% |
| 100 kHz | 0.20% | | 0.40% | |
| Pulse Rise Time | The capacitors can withstand an unlimited number of pulses with a dV/dt according to Table 1. For voltages (V) lower than the rated voltage (V _R), the specified dV/dt can be multiplied by V _R /V. | | | |

Capacitance vs. Temperature



Dissipation Factor vs. Temperature

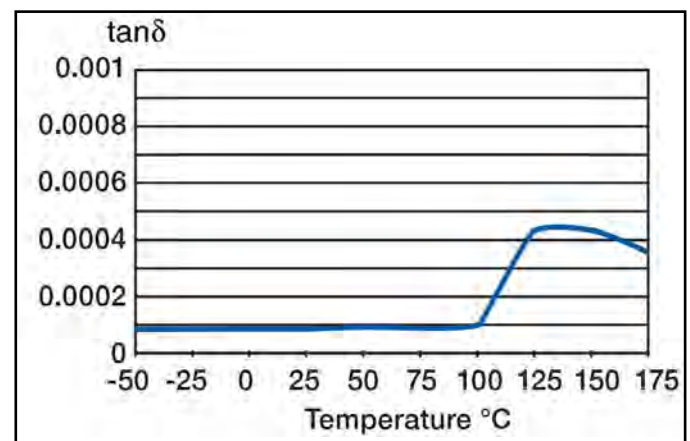


Table 1 – Ratings & Part Number Reference

| VDC | VAC | Capacitance Value (µF) | Size Code (New/Legacy) | Dimensions in mm | | | Chip Size | dV/dt (V/µs) | New KEMET Part Number | Legacy Part Number |
|-----|-----|------------------------|------------------------|------------------|--------|--------|-----------|--------------|-----------------------|------------------------|
| | | | | B | H | L | | | | |
| 100 | 63 | 0.00047 | SL/K33 | 6.0 | 3.0 | 7.3 | 2824 | 800 | F127SL471(1)100(2) | SPC7.3471(1)100K33(2) |
| 100 | 63 | 0.00068 | SL/K33 | 6.0 | 3.0 | 7.3 | 2824 | 800 | F127SL681(1)100(2) | SPC7.3681(1)100K33(2) |
| 100 | 63 | 0.0010 | SL/K33 | 6.0 | 3.0 | 7.3 | 2824 | 800 | F127SL102(1)100(2) | SPC7.3102(1)100K33(2) |
| 100 | 63 | 0.0015 | SL/K33 | 6.0 | 3.0 | 7.3 | 2824 | 800 | F127SL152(1)100(2) | SPC7.3152(1)100K33(2) |
| 100 | 63 | 0.0022 | SL/K33 | 6.0 | 3.0 | 7.3 | 2824 | 800 | F127SL222(1)100(2) | SPC7.3222(1)100K33(2) |
| 100 | 63 | 0.0033 | SL/K33 | 6.0 | 3.0 | 7.3 | 2824 | 800 | F127SL332(1)100(2) | SPC7.3332(1)100K33(2) |
| 100 | 63 | 0.0047 | SL/K33 | 6.0 | 3.0 | 7.3 | 2824 | 800 | F127SL472(1)100(2) | SPC7.3472(1)100K33(2) |
| 100 | 63 | 0.0068 | SL/K33 | 6.0 | 3.0 | 7.3 | 2824 | 800 | F127SL682(1)100(2) | SPC7.3682(1)100K33(2) |
| 100 | 63 | 0.010 | SL/K33 | 6.0 | 3.0 | 7.3 | 2824 | 800 | F127SL103(1)100(2) | SPC7.3103(1)100K33(2) |
| 100 | 63 | 0.015 | SL/K33 | 6.0 | 3.0 | 7.3 | 2824 | 800 | F127SL153(1)100(2) | SPC7.3153(1)100K33(2) |
| 100 | 63 | 0.022 | SP/K35 | 6.0 | 3.5 | 7.3 | 2824 | 800 | F127SP223(1)100(2) | SPC7.3223(1)100K35(2) |
| 100 | 63 | 0.033 | ST/K37 | 6.0 | 4.5 | 7.3 | 2824 | 800 | F127ST333(1)100(2) | SPC7.3333(1)100K37(2) |
| 100 | 63 | 0.0068 | WPIA31 | 9.1 | 5.5 | 10.2 | 4036 | 600 | F127WP682(1)100(2) | SPC10.2682(1)100A31(2) |
| 100 | 63 | 0.010 | WPIA31 | 9.1 | 5.5 | 10.2 | 4036 | 600 | F127WP103(1)100(2) | SPC10.2103(1)100A31(2) |
| 100 | 63 | 0.015 | WPIA31 | 9.1 | 5.5 | 10.2 | 4036 | 600 | F127WP153(1)100(2) | SPC10.2153(1)100A31(2) |
| 100 | 63 | 0.022 | WPIA31 | 9.1 | 5.5 | 10.2 | 4036 | 600 | F127WP223(1)100(2) | SPC10.2223(1)100A31(2) |
| 100 | 63 | 0.033 | WPIA31 | 9.1 | 5.5 | 10.2 | 4036 | 600 | F127WP333(1)100(2) | SPC10.2333(1)100A31(2) |
| 100 | 63 | 0.047 | WPIA31 | 9.1 | 5.5 | 10.2 | 4036 | 600 | F127WP473(1)100(2) | SPC10.2473(1)100A31(2) |
| 100 | 63 | 0.068 | WPIA31 | 9.1 | 5.5 | 10.2 | 4036 | 600 | F127WP683(1)100(2) | SPC10.2683(1)100A31(2) |
| 100 | 63 | 0.10 | WPIA31 | 9.1 | 5.5 | 10.2 | 4036 | 600 | F127WP104(1)100(2) | SPC10.2104(1)100A31(2) |
| 100 | 63 | 0.15 | YR/B31 | 11.5 | 6.5 | 12.7 | 5045 | 400 | F127YR154(1)100(2) | SPC12.7154(1)100B31(2) |
| 100 | 63 | 0.22 | YR/B31 | 11.5 | 6.5 | 12.7 | 5045 | 400 | F127YR224(1)100(2) | SPC12.7224(1)100B31(2) |
| 100 | 63 | 0.33 | ZS/C31 | 15.0 | 7.0 | 16.5 | 6560 | 150 | F127ZS334(1)100(2) | SPC16.5334(1)100C31(2) |
| 100 | 63 | 0.47 | ZS/C31 | 15.0 | 7.0 | 16.5 | 6560 | 150 | F127ZS474(1)100(2) | SPC16.5474(1)100C31(2) |
| 100 | 63 | 0.68 | ZS/C31 | 15.0 | 7.0 | 16.5 | 6560 | 150 | F127ZS684(1)100(2) | SPC16.5684(1)100C31(2) |
| 250 | 160 | 0.00047 | SL/K33 | 6.0 | 3.0 | 7.3 | 2824 | 1200 | F127SL471(1)250(2) | SPC7.3471(1)250K33(2) |
| 250 | 160 | 0.00068 | SL/K33 | 6.0 | 3.0 | 7.3 | 2824 | 1200 | F127SL681(1)250(2) | SPC7.3681(1)250K33(2) |
| 250 | 160 | 0.0010 | SL/K33 | 6.0 | 3.0 | 7.3 | 2824 | 1200 | F127SL102(1)250(2) | SPC7.3102(1)250K33(2) |
| 250 | 160 | 0.0015 | SL/K33 | 6.0 | 3.0 | 7.3 | 2824 | 1200 | F127SL152(1)250(2) | SPC7.3152(1)250K33(2) |
| 250 | 160 | 0.0022 | SL/K33 | 6.0 | 3.0 | 7.3 | 2824 | 1200 | F127SL222(1)250(2) | SPC7.3222(1)250K33(2) |
| 250 | 160 | 0.0033 | SL/K33 | 6.0 | 3.0 | 7.3 | 2824 | 1200 | F127SL332(1)250(2) | SPC7.3332(1)250K33(2) |
| 250 | 160 | 0.0047 | SL/K33 | 6.0 | 3.0 | 7.3 | 2824 | 1200 | F127SL472(1)250(2) | SPC7.3472(1)250K33(2) |
| 250 | 160 | 0.0068 | SL/K33 | 6.0 | 3.0 | 7.3 | 2824 | 1200 | F127SL682(1)250(2) | SPC7.3682(1)250K33(2) |
| 250 | 160 | 0.010 | SP/K35 | 6.0 | 3.5 | 7.3 | 2824 | 1200 | F127SP103(1)250(2) | SPC7.3103(1)250K35(2) |
| 250 | 160 | 0.015 | ST/K37 | 6.0 | 4.5 | 7.3 | 2824 | 1200 | F127ST153(1)250(2) | SPC7.3153(1)250K37(2) |
| 250 | 160 | 0.0068 | WPIA31 | 9.1 | 5.5 | 10.2 | 4036 | 1000 | F127WP682(1)250(2) | SPC10.2682(1)250A31(2) |
| 250 | 160 | 0.010 | WPIA31 | 9.1 | 5.5 | 10.2 | 4036 | 1000 | F127WP103(1)250(2) | SPC10.2103(1)250A31(2) |
| 250 | 160 | 0.015 | WPIA31 | 9.1 | 5.5 | 10.2 | 4036 | 1000 | F127WP153(1)250(2) | SPC10.2153(1)250A31(2) |
| 250 | 160 | 0.022 | WPIA31 | 9.1 | 5.5 | 10.2 | 4036 | 1000 | F127WP223(1)250(2) | SPC10.2223(1)250A31(2) |
| 250 | 160 | 0.033 | WPIA31 | 9.1 | 5.5 | 10.2 | 4036 | 1000 | F127WP333(1)250(2) | SPC10.2333(1)250A31(2) |
| 250 | 160 | 0.047 | WPIA31 | 9.1 | 5.5 | 10.2 | 4036 | 1000 | F127WP473(1)250(2) | SPC10.2473(1)250A31(2) |
| 250 | 160 | 0.068 | YR/B31 | 11.5 | 6.5 | 12.7 | 5045 | 700 | F127YR683(1)250(2) | SPC12.7683(1)250B31(2) |
| 250 | 160 | 0.10 | YR/B31 | 11.5 | 6.5 | 12.7 | 5045 | 700 | F127YR104(1)250(2) | SPC12.7104(1)250B31(2) |
| 250 | 160 | 0.15 | ZS/C31 | 15.0 | 7.0 | 16.5 | 6560 | 350 | F127ZS154(1)250(2) | SPC16.5154(1)250C31(2) |
| 250 | 160 | 0.22 | ZS/C31 | 15.0 | 7.0 | 16.5 | 6560 | 350 | F127ZS224(1)250(2) | SPC16.5224(1)250C31(2) |
| 250 | 160 | 0.33 | ZS/C31 | 15.0 | 7.0 | 16.5 | 6560 | 350 | F127ZS334(1)250(2) | SPC16.5334(1)250C31(2) |
| 400 | 250 | 0.00047 | SL/K33 | 6.0 | 3.0 | 7.3 | 2824 | 1600 | F127SL471(1)400(2) | SPC7.3471(1)400K33(2) |
| 400 | 250 | 0.00068 | SL/K33 | 6.0 | 3.0 | 7.3 | 2824 | 1600 | F127SL681(1)400(2) | SPC7.3681(1)400K33(2) |
| 400 | 250 | 0.0010 | SL/K33 | 6.0 | 3.0 | 7.3 | 2824 | 1600 | F127SL102(1)400(2) | SPC7.3102(1)400K33(2) |
| 400 | 250 | 0.0015 | SL/K33 | 6.0 | 3.0 | 7.3 | 2824 | 1600 | F127SL152(1)400(2) | SPC7.3152(1)400K33(2) |
| 400 | 250 | 0.0022 | SL/K33 | 6.0 | 3.0 | 7.3 | 2824 | 1600 | F127SL222(1)400(2) | SPC7.3222(1)400K33(2) |
| 400 | 250 | 0.0033 | SL/K33 | 6.0 | 3.0 | 7.3 | 2824 | 1600 | F127SL332(1)400(2) | SPC7.3332(1)400K33(2) |
| 400 | 250 | 0.0047 | SP/K35 | 6.0 | 3.5 | 7.3 | 2824 | 1600 | F127SP472(1)400(2) | SPC7.3472(1)400K35(2) |
| 400 | 250 | 0.0068 | ST/K37 | 6.0 | 4.5 | 7.3 | 2824 | 1600 | F127ST682(1)400(2) | SPC7.3682(1)400K37(2) |
| 400 | 250 | 0.0068 | WPIA31 | 9.1 | 5.5 | 10.2 | 4036 | 1300 | F127WP682(1)400(2) | SPC10.2682(1)400A31(2) |
| 400 | 250 | 0.010 | WPIA31 | 9.1 | 5.5 | 10.2 | 4036 | 1300 | F127WP103(1)400(2) | SPC10.2103(1)400A31(2) |
| 400 | 250 | 0.015 | WPIA31 | 9.1 | 5.5 | 10.2 | 4036 | 1300 | F127WP153(1)400(2) | SPC10.2153(1)400A31(2) |
| 400 | 250 | 0.022 | WPIA31 | 9.1 | 5.5 | 10.2 | 4036 | 1300 | F127WP223(1)400(2) | SPC10.2223(1)400A31(2) |
| 400 | 250 | 0.033 | YR/B31 | 11.5 | 6.5 | 12.7 | 5045 | 900 | F127YR333(1)400(2) | SPC12.7333(1)400B31(2) |
| VDC | VAC | Capacitance Value (µF) | Size Code (New/Legacy) | B (mm) | H (mm) | L (mm) | Chip Size | dV/dt (V/µs) | New KEMET Part Number | Legacy Part Number |

(1) G = ±2%, R = ±2.5% (Legacy code = H), J = ±5%, K = ±10%.

(2) Insert ordering code for lead type and packaging. See Ordering Options Table for available options.

Table 1 – Ratings & Part Number Reference cont'd

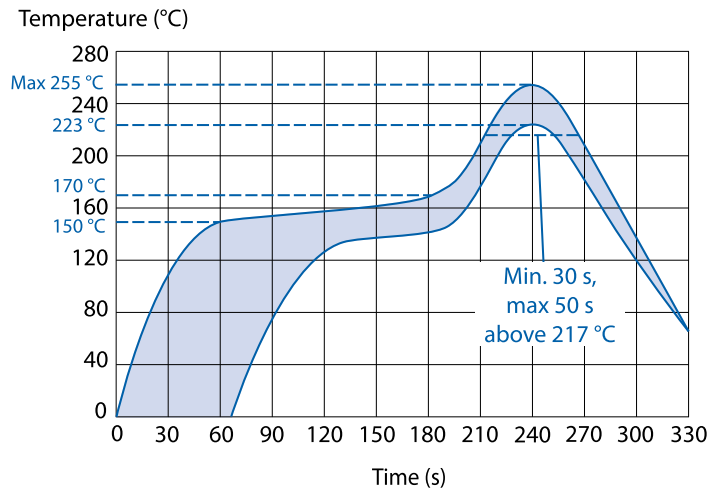
| VDC | VAC | Capacitance Value (μF) | Size Code (New/Legacy) | Dimensions in mm | | | Chip Size | dV/dt ($\text{V}/\mu\text{s}$) | New KEMET Part Number | Legacy Part Number |
|-----|-----|-------------------------------------|------------------------|------------------|--------|--------|-----------|----------------------------------|-----------------------|------------------------|
| | | | | B | H | L | | | | |
| 400 | 250 | 0.047 | YR/B31 | 11.5 | 6.5 | 12.7 | 5045 | 900 | F127YR473(1)400(2) | SPC12.7473(1)400B31(2) |
| 400 | 250 | 0.068 | ZS/C31 | 15.0 | 7.0 | 16.5 | 6560 | 450 | F127ZS683(1)400(2) | SPC16.5683(1)400C31(2) |
| 400 | 250 | 0.10 | ZS/C31 | 15.0 | 7.0 | 16.5 | 6560 | 450 | F127ZS104(1)400(2) | SPC16.5104(1)400C31(2) |
| 400 | 250 | 0.15 | ZS/C31 | 15.0 | 7.0 | 16.5 | 6560 | 450 | F127ZS154(1)400(2) | SPC16.5154(1)400C31(2) |
| 630 | 350 | 0.00047 | SL/K33 | 6.0 | 3.0 | 7.3 | 2824 | 2000 | F127SL471(1)630(2) | SPC7.3471(1)630K33(2) |
| 630 | 350 | 0.00068 | SL/K33 | 6.0 | 3.0 | 7.3 | 2824 | 2000 | F127SL681(1)630(2) | SPC7.3681(1)630K33(2) |
| 630 | 350 | 0.0010 | SL/K33 | 6.0 | 3.0 | 7.3 | 2824 | 2000 | F127SL102(1)630(2) | SPC7.3102(1)630K33(2) |
| 630 | 350 | 0.0015 | SL/K33 | 6.0 | 3.0 | 7.3 | 2824 | 2000 | F127SL152(1)630(2) | SPC7.3152(1)630K33(2) |
| 630 | 350 | 0.0022 | SL/K33 | 6.0 | 3.0 | 7.3 | 2824 | 2000 | F127SL222(1)630(2) | SPC7.3222(1)630K33(2) |
| 630 | 350 | 0.0033 | SP/K35 | 6.0 | 3.5 | 7.3 | 2824 | 2000 | F127SP332(1)630(2) | SPC7.3332(1)630K35(2) |
| 630 | 350 | 0.0047 | ST/K37 | 6.0 | 4.5 | 7.3 | 2824 | 2000 | F127ST472(1)630(2) | SPC7.3472(1)630K37(2) |
| 630 | 350 | 0.0068 | WP/A31 | 9.1 | 5.5 | 10.2 | 4036 | 1600 | F127WP682(1)630(2) | SPC10.2682(1)630A31(2) |
| 630 | 350 | 0.010 | WP/A31 | 9.1 | 5.5 | 10.2 | 4036 | 1600 | F127WP103(1)630(2) | SPC10.2103(1)630A31(2) |
| 630 | 350 | 0.015 | WP/A31 | 9.1 | 5.5 | 10.2 | 4036 | 1600 | F127WP153(1)630(2) | SPC10.2153(1)630A31(2) |
| 630 | 350 | 0.022 | YR/B31 | 11.5 | 6.5 | 12.7 | 5045 | 1100 | F127YR223(1)630(2) | SPC12.7223(1)630B31(2) |
| 630 | 350 | 0.033 | YR/B31 | 11.5 | 6.5 | 12.7 | 5045 | 1100 | F127YR333(1)630(2) | SPC12.7333(1)630B31(2) |
| 630 | 350 | 0.047 | ZS/C31 | 15.0 | 7.0 | 16.5 | 6560 | 550 | F127ZS473(1)630(2) | SPC16.5473(1)630C31(2) |
| 630 | 350 | 0.068 | ZS/C31 | 15.0 | 7.0 | 16.5 | 6560 | 550 | F127ZS683(1)630(2) | SPC16.5683(1)630C31(2) |
| 630 | 350 | 0.10 | ZS/C31 | 15.0 | 7.0 | 16.5 | 6560 | 550 | F127ZS104(1)630(2) | SPC16.5104(1)630C31(2) |
| VDC | VAC | Capacitance Value (μF) | Size Code (New/Legacy) | B (mm) | H (mm) | L (mm) | Chip Size | dV/dt ($\text{V}/\mu\text{s}$) | New KEMET Part Number | Legacy Part Number |

(1) $G = \pm 2\%$, $R = \pm 2.5\%$ (Legacy code = H), $J = \pm 5\%$, $K = \pm 10\%$.

(2) Insert ordering code for lead type and packaging. See Ordering Options Table for available options.

Soldering Process

Reflow soldering temperature is measured on the top surface of the component: Preheating temperature should be less than 170°C. The time above 217°C should be less than 50 seconds. The peak temperature must not exceed 260°C.



Marking

- Capacitance
- Capacitance tolerance code
- Rated voltage code
- Capacitor type D for SPC
- Manufacturing date code

| Rated Voltage | Code |
|---------------|------|
| 100 VDC | D |
| 250 VDC | H |
| 400 VDC | K |
| 630 VDC | M |

| Manufacturing Date Code (IEC 60062) | | | |
|-------------------------------------|------|-----------|------|
| Y = Year, Z = Month | | | |
| Year | Code | Month | Code |
| 2000 | M | January | 1 |
| 2001 | N | February | 2 |
| 2002 | P | March | 3 |
| 2003 | R | April | 4 |
| 2004 | S | May | 5 |
| 2005 | T | June | 6 |
| 2006 | U | July | 7 |
| 2007 | V | August | 8 |
| 2008 | W | September | 9 |
| 2009 | X | October | O |
| 2010 | A | November | N |
| 2011 | B | December | D |
| 2012 | C | | |
| 2013 | D | | |
| 2014 | E | | |
| 2015 | F | | |
| 2016 | H | | |
| 2017 | J | | |
| 2018 | K | | |
| 2019 | L | | |
| 2020 | M | | |

Flux & Cleaning

KEMET recommends to use a no-clean flux with a halogen content lower than 0.1%.

To clean the PCB assembly KEMET recommends to use a suitable solvent like Isopropyl alcohol, deionized water or neutral pH detergents. Aggressive solvents shall not be used. For any different cleaning solvent used please contact KEMET Technical Services to analyze the potential impact on KEMET products.

Storage and Moisture Recommendations

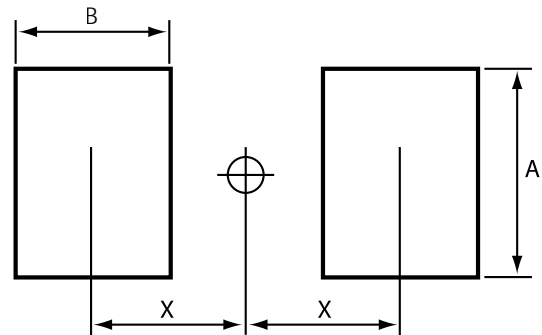
KEMET SMD Film Capacitors are supplied in a MBB (Moisture Barrier Bag) Class 1. We can guarantee a 24 months shelf life (temperature $\leq 40^{\circ}\text{C}$ /relative humidity $\leq 90\%$). After the MBB has been opened, components may stay in areas with controlled temperature and humidity (temperature $\leq 30^{\circ}\text{C}$ /relative humidity $\leq 60\%$) for 696 hours [MSL 2a]. For longer periods of time and/or higher temperature and/or higher relative humidity values, it is absolutely necessary to protect the components against humidity. If the reel inside the MBB is partially used, KEMET recommends to re-use the same MBB or to avoid areas without controlled temperature and humidity (see above). If the above conditions are not respected, components require a baking (minimum time: 48 hours at $55 \pm 5^{\circ}\text{C}$) before the reflow.

Packaging Quantities

| Chip Size (EIA) | Base (mm) | Height (mm) | Length (mm) | Bulk | Reel Horizontal Orientation | Reel Vertical Orientation |
|-----------------|-----------|-------------|-------------|------|-----------------------------|---------------------------|
| 2824 | 6 | 3 | 7.3 | 2000 | 2500 | |
| 2824 | 6 | 3.5 | 7.3 | 2000 | 2300 | |
| 2824 | 6 | 4.5 | 7.3 | 1000 | 1700 | |
| 4036 | 9.1 | 5.5 | 10.2 | 1000 | 800 | 500 |
| 5045 | 11.5 | 6.5 | 12.7 | 1000 | 600 | 400 |
| 6560 | 15 | 7 | 16.5 | 800 | 500 | 200 |

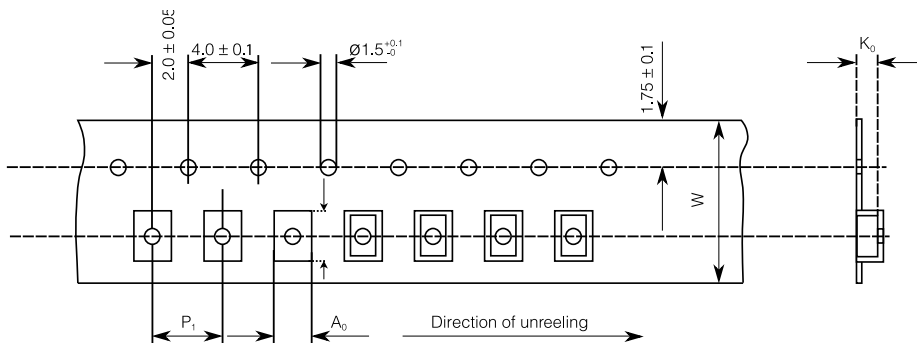
Landing

| Mounting | Chip Size | Dimensions in mm | | |
|------------|-----------|------------------|-----|-----|
| | | A | B | X |
| Horizontal | 2220 | 5.1 | 1.5 | 3.0 |
| | 2824 | 6.1 | 1.5 | 3.8 |
| | 4036 | 9.1 | 2.0 | 5.5 |
| | 5045 | 11.6 | 2.5 | 7.0 |
| | 6560 | 15.0 | 3.0 | 9.0 |
| Vertical | 4022 | 5.6 | 2.0 | 5.5 |
| | 5026 | 6.6 | 2.5 | 7.0 |
| | 6528 | 7.1 | 3.0 | 9.0 |



Carrier Taping & Packaging (IEC 60286-2)

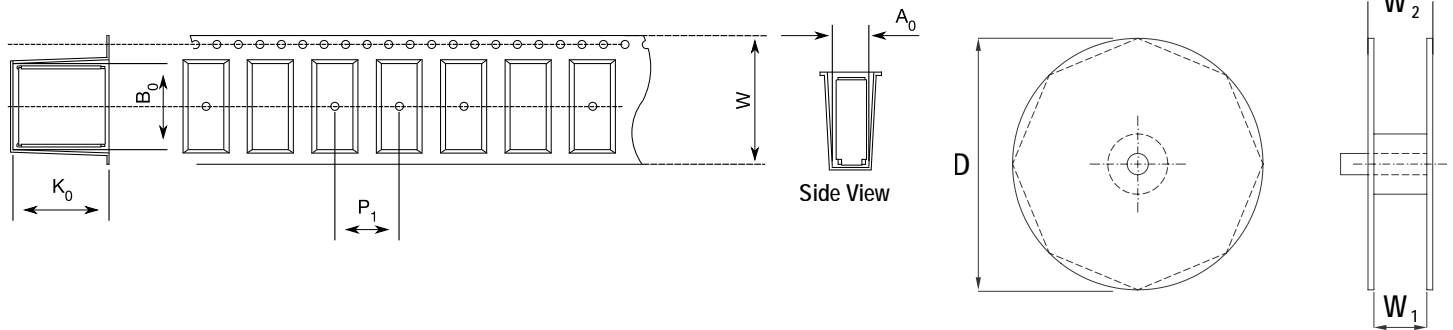
Horizontal Taping Orientation



| Chip Size (EIA) Horizontal Mounting | Dimensions in mm | | | Taping Specification | | | | | | | |
|---|------------------|---------|---------|----------------------|----------------|----------------|----------------|----------------|--------|----------------|----------------|
| | B | H | L | W | P ₁ | A ₀ | B ₀ | K ₀ | D | W ₁ | W ₂ |
| | Nominal | Nominal | Nominal | -0/+0.3 | +/-0.1 | Nominal | Nominal | Nominal | -/+2.0 | -0/+2 | Maximum |
| 2220 | 5.0 | 3.0 | 5.7 | 12.0 | 8.0 | 5.5 | 6.0 | 3.3 | 330 | 12.4 | 22.0 |
| 2220 | 5.0 | 4.0 | 5.7 | 12.0 | 8.0 | 5.5 | 6.0 | 4.3 | 330 | 12.4 | 22.0 |
| 2824 | 6.0 | 3.0 | 7.3 | 12.0 | 8.0 | 6.5 | 7.5 | 3.3 | 330 | 12.4 | 22.0 |
| 2824 | 6.0 | 3.5 | 7.3 | 12.0 | 8.0 | 6.5 | 7.5 | 3.8 | 330 | 12.4 | 22.0 |
| 2824 | 6.0 | 4.5 | 7.3 | 16.0 | 8.0 | 6.6 | 7.9 | 5.5 | 330 | 16.0 | 20.0 |
| 4036 | 9.1 | 5.5 | 10.2 | 16.0 | 16.0 | 9.5 | 10.5 | 5.8 | 330 | 16.4 | 22.0 |
| 5045 | 11.5 | 6.5 | 12.7 | 24.0 | 16.0 | 11.9 | 13.1 | 6.8 | 330 | 24.4 | 30.0 |
| 6560 | 15.0 | 7.0 | 16.5 | 24.0 | 20.0 | 15.4 | 16.8 | 7.3 | 330 | 24.4 | 30.0 |

Carrier Taping & Packaging (IEC 60286–2) cont'd

Vertical Taping Orientation



| Size Code Vertical Mounting | Dimensions in mm | | | Taping Specification | | | | | | | |
|-----------------------------------|------------------|---------|---------|----------------------|--------|---------|---------|---------|--------|-------|---------|
| | B | H | L | W | P_1 | A_0 | B_0 | K_0 | D | W_1 | W_2 |
| | Nominal | Nominal | Nominal | -0/+0.3 | +/-0.1 | Nominal | Nominal | Nominal | -/+2.0 | -0/+2 | Maximum |
| 4022 | 5.5 | 9.1 | 10.2 | 24.0 | 16.0 | 6.0 | 10.5 | 9.3 | 330 | 24.4 | 30.0 |
| 5026 | 6.5 | 11.5 | 12.7 | 24.0 | 16.0 | 6.9 | 13.1 | 11.8 | 330 | 24.4 | 30.0 |
| 6528 | 7.0 | 15.0 | 16.5 | 44.0 | 20.0 | 7.5 | 17.0 | 15.3 | 330 | 44.5 | 49.5 |

Note: Chip dimensions B and H correspond to dimensions H and B in the horizontal mounting table.

KEMET Corporation World Headquarters

2835 KEMET Way
Simpsonville, SC 29681

Mailing Address:
P.O. Box 5928
Greenville, SC 29606

www.kemet.com
Tel: 864-963-6300
Fax: 864-963-6521

Corporate Offices
Fort Lauderdale, FL
Tel: 954-766-2800

North America

Northeast
Wilmington, MA
Tel: 978-658-1663

Southeast
Lake Mary, FL
Tel: 407-855-8886

Central
Novi, MI
Tel: 248-994-1030

Irving, TX
Tel: 972-915-6041

West
Milpitas, CA
Tel: 408-433-9950

Mexico
Guadalajara, Jalisco
Tel: 52-33-3123-2141

Europe

Southern Europe
Sasso Marconi, Italy
Tel: 39-051-939111

Skopje, Macedonia
Tel: 389-2-55-14-623

Central Europe
Landsberg, Germany
Tel: 49-8191-3350800

Kamen, Germany
Tel: 49-2307-438110

Northern Europe
Wyboston, United Kingdom
Tel: 44-1480-273082

Espoo, Finland
Tel: 358-9-5406-5000

Asia

Northeast Asia
Hong Kong
Tel: 852-2305-1168

Shenzhen, China
Tel: 86-755-2518-1306

Beijing, China
Tel: 86-10-5877-1075

Shanghai, China
Tel: 86-21-6447-0707

Seoul, South Korea
Tel: 82-2-6294-0550

Taipei, Taiwan
Tel: 886-2-27528585

Southeast Asia
Singapore
Tel: 65-6701-8033

Penang, Malaysia
Tel: 60-4-6430200

Bangalore, India
Tel: 91-806-53-76817

Note: KEMET reserves the right to modify minor details of internal and external construction at any time in the interest of product improvement. KEMET does not assume any responsibility for infringement that might result from the use of KEMET Capacitors in potential circuit designs. KEMET is a registered trademark of KEMET Electronics Corporation.

Disclaimer

All product specifications, statements, information and data (collectively, the "Information") in this datasheet are subject to change. The customer is responsible for checking and verifying the extent to which the Information contained in this publication is applicable to an order at the time the order is placed.

All Information given herein is believed to be accurate and reliable, but it is presented without guarantee, warranty, or responsibility of any kind, expressed or implied.

Statements of suitability for certain applications are based on KEMET Electronics Corporation's ("KEMET") knowledge of typical operating conditions for such applications, but are not intended to constitute – and KEMET specifically disclaims – any warranty concerning suitability for a specific customer application or use. The Information is intended for use only by customers who have the requisite experience and capability to determine the correct products for their application. Any technical advice inferred from this Information or otherwise provided by KEMET with reference to the use of KEMET's products is given gratis, and KEMET assumes no obligation or liability for the advice given or results obtained.

Although KEMET designs and manufactures its products to the most stringent quality and safety standards, given the current state of the art, isolated component failures may still occur. Accordingly, customer applications which require a high degree of reliability or safety should employ suitable designs or other safeguards (such as installation of protective circuitry or redundancies) in order to ensure that the failure of an electrical component does not result in a risk of personal injury or property damage.

Although all product-related warnings, cautions and notes must be observed, the customer should not assume that all safety measures are indicated or that other measures may not be required.

Mouser Electronics

Authorized Distributor

Click to View Pricing, Inventory, Delivery & Lifecycle Information:

Kemet:

[SPC10.2103K400A31TR16](#) [SPC10.2103K630A31TR16](#) [SPC10.2153K400A31TR16](#) [SPC10.2153K630A31TR16](#)
[SPC10.2223K400A31TR16](#) [SPC10.2682K400A31TR16](#) [SPC10.2682K630A31TR16](#) [SPC16.5104K400C31TR24](#)
[SPC16.5104K630C31TR24](#) [SPC16.5154K250C31TR24](#) [SPC16.5154K400C31TR24](#) [SPC16.5224K250C31TR24](#)
[SPC16.5334K250C31TR24](#) [SPC16.5473K630C31TR24](#) [SPC16.5683K400C31TR24](#) [SPC16.5683K630C31TR24](#)
[SPC7.3102K400K31TR12](#) [SPC7.3102K630K31TR12](#) [SPC7.3152K400K31TR12](#) [SPC7.3152K630K31TR12](#)
[SPC7.3222K400K31TR12](#) [SPC7.3222K630K33TR12](#) [SPC7.3332K400K33TR12](#) [SPC7.3332K630K35TR12](#)
[SPC7.3471K400K31TR12](#) [SPC7.3471K630K31TR12](#) [SPC7.3472K400K35TR12](#) [SPC7.3472K630K37TR12](#)
[SPC7.3681K400K31TR12](#) [SPC7.3681K630K31TR12](#) [SPC7.3682K400K37TR12](#) [SPC12.7104K250B31TR24](#)
[SPC12.7473K400B31TR24](#) [SPC10.2103K100A31TR16](#) [SPC10.2103K250A31TR16](#) [SPC10.2104K100A31TR16](#)
[SPC10.2153K100A31TR16](#) [SPC10.2153K250A31TR16](#) [SPC10.2223K100A31TR16](#) [SPC10.2223K250A31TR16](#)
[SPC10.2333K100A31TR16](#) [SPC10.2333K250A31TR16](#) [SPC10.2473K100A31TR16](#) [SPC10.2473K250A31TR16](#)
[SPC10.2682K100A31TR16](#) [SPC10.2682K250A31TR16](#) [SPC10.2683K100A31TR16](#) [SPC12.7154K100B31TR24](#)
[SPC12.7223K630B31TR24](#) [SPC12.7224K100B31TR24](#) [SPC12.7333K400B31TR24](#) [SPC12.7333K630B31TR24](#)
[SPC12.7683K250B31TR24](#) [SPC16.5334K100C31TR24](#) [SPC16.5474K100C31TR24](#) [SPC16.5684K100C31TR24](#)
[SPC7.3102K100K31TR12](#) [SPC7.3102K250K31TR12](#) [SPC7.3103K100K31TR12](#) [SPC7.3103K250K35TR12](#)
[SPC7.3152K100K31TR12](#) [SPC7.3152K250K31TR12](#) [SPC7.3153K100K33TR12](#) [SPC7.3153K250K37TR12](#)
[SPC7.3222K100K31TR12](#) [SPC7.3222K250K31TR12](#) [SPC7.3223K100K35TR12](#) [SPC7.3332K100K31TR12](#)
[SPC7.3332K250K31TR12](#) [SPC7.3333K100K37TR12](#) [SPC7.3471K100K31TR12](#) [SPC7.3471K250K31TR12](#)
[SPC7.3472K100K31TR12](#) [SPC7.3472K250K31TR12](#) [SPC7.3681K100K31TR12](#) [SPC7.3681K250K31TR12](#)
[SPC7.3682K100K31TR12](#) [SPC7.3682K250K33TR12](#)